Great Eccleston In Bloom 2026

Gt Eccleston's Unofficial Shield of Arms

Completed Friendship Circle and Wild Flower Meadow with help from the Children from St Mary's

Seed & Book Swap
Started in 2025 the renovation of our telephone box is complete thanks to the generosity of a Villager

We asked, they came and a Miyawaki Forest was created!

Our theme is fluffy, abundant perennial planting that provides colour while attracting the pollinators

GREAT ECCLESTON PARISH COUNCIL

GREAT ECCLESTON IN BLOOM VOLUNTEER

Great Eccleston in Bloom Portfolio 2026

Contents

Welcome from the Great Eccleston in Bloom (GEIB) Team and Great Eccleston Parish Council 3
1. Introduction 3
Brief history of Great Eccleston and Great Eccleston in Bloom (GEIB) 3
2026 Vision and Plans 4
2025 & 2026 Project Update 4
Section A Horticulture 5
A1 – Overall Impression 5
A2 – Maintenance of Planted Areas 5
A3 – Plant Selection 5
A4 – Plant Quality 6
Section B – Environment 7
B1 – Local Identity & Pride of Place 7
B2 – Natural Environment 7
B3 – Environmental Management 7
Section C - Community 8
C1 – Year-Round Activity & Future Commitment 8
C2 – Communication, Education & Awareness 8
C3 – Support & Funding To BE UPDATED 8
Sponsors 9
Appendices 10
a. **Judging itinerary and route map** 10
b. **GEIB Bed by Bed Work Planner** 11

The Pinfold Friendship Garden continues to be a quiet sanctuary in the Village. It received a heritage award in 2025.

The herb beds outside the Health Centre continue to be tended by Volunteers, the surround has been treated and replacement lavender planted this year

Welcome from the Great Eccleston in Bloom (GEIB) Team and Great Eccleston Parish Council

1. Introduction

Brief history of Great Eccleston and Great Eccleston in Bloom (GEIB)

Great Eccleston's recorded history dates back to 1066, when it was part of the ancient Hundred of Amounderness. Known by several names over the centuries, it became Great Eccleston in 1296. Today, the village retains much of its historic character, with several listed buildings and a village square that remains at the heart of community life.

Throughout the year, the GEIB team enhances Great Eccleston with colourful planting displays that also provide food for insects and birds. Tiered planters, hanging baskets and flower beds sit alongside heritage spaces such as the Pinfold Friendship Garden, while wildlife-friendly areas surround the new Friendship Circle. Signage and seating create a welcoming impression for residents and visitors alike.

Great Eccleston has grown and is expected to continue expanding. Its village amenities and surrounding countryside have attracted more families, with around 518 new homes underway and a promised village hall planned for the future. The village offers a wide range of independent shops and services, as well as social groups, a weekly Wednesday market, bowling and cricket, the Great Eccleston Show and the Tractor Pull.

The Village Centre and Rear Garden have regularly hosted special events and served as a charity café open every weekday morning. The Parish Council is now in discussions with the building owner about developing the site so it can continue to provide these services. The garden has been an important part of GEIB, and we hope it will be again in 2027.

As the village grows, it remains important to preserve its history and identity as an ancient rural community. This is reflected in the Pinfold and in the new Friendship Circle on Garstang Road, which uses locally sourced vintage cartwheel rims. New information boards, due to be installed at the bus stop in September, will highlight the village's history and listed buildings. GEIB also helps bring the community together.

Great Eccleston in Bloom (GEIB)

GEIB is a volunteer-led community group dedicated to improving the appearance and environment of Great Eccleston. Since the current group was formed in 2022, it has worked with Great Eccleston Parish Council, residents, local businesses, Wyre Council and other community organisations to create a vibrant, welcoming village that residents can be proud of and visitors want to return to.

The GEIB team is coordinated by the In Bloom Sub-Committee, which includes Parish Councillors Trevor Browning and Pam Taylor, together with the Clerk, Hugh Glover. The Sub-Committee meets regularly to oversee the work and Parish Council budget, with updates provided at each Parish Council meeting. GEIB has two funding streams:

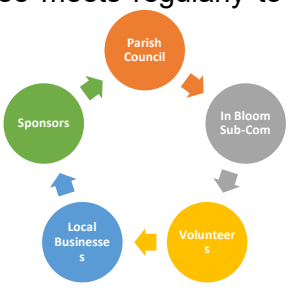

I. An annual Parish Council budget for infrastructure and some central village planting.
II. Funds raised through the annual volunteer-run craft fair, which covers the rest of the village and give volunteers flexibility over planting and design.

Trevor and Pam are also part of the volunteer team, which meets weekly, and sometimes twice weekly, during spring and summer, and fortnightly during the rest of the year. The volunteers use an active WhatsApp group to help Pam keep the project plan up to date, share updates, organise support and maintain morale and enthusiasm, including occasional coffee-and-cake planning meetings!

GEIB has continued to develop its planting schemes, invest in sustainable practices and expand opportunities for residents to become involved. Volunteers work throughout the year maintaining planted areas, supporting

community events and developing projects that enhance biodiversity and promote environmental responsibility. The group has strengthened partnerships with local organisations and businesses and continued to celebrate the unique character of the village.

2026 Vision and Plans

We wanted to do something slightly different for 2026, the Volunteers have used the funds they raised to plant up all of the self-watering barrels and beds with a theme in mind - fluffy, abundant perennial planting that provides long-lasting colour while attracting bees, butterflies and other important pollinators.

- Barrel planting design by a Volunteer & planting list drawn up.
- Partnered with Willowbridge Nurseries for supply.
- Supply, delivery, planting scheduled – it was a busy May! ✓

We have used the 2026 theme of 'Bringing Nature Home'

- New planting is 80% perennial pollinator friendly.
- Community projects to plant over 1000 tree whips and create a Miyawaki Forest.
- Worked with Wyre & LCC to create a wildflower meadow around the Friendship Circle.
- Engaged with the Schools to add an additional wildflower plug plants.
- We want to strengthen our biodiversity projects and ensure that Great Eccleston remains a place where horticulture, heritage and community spirit work together for the benefit of all.

2025 & 2026 Project Update

- The November 2025 Craft Fair raised over £1000 which has completely funded the new perennial planting scheme as well as adding some annual colour.
- The Friendship Circle & Bench (sponsored by Nisa) has been completed with a new wildflower meadow surrounding it.
- The information boards on the rotunda bus stop have had 28 businesses signed up so far and artwork is underway. Expected completion is September 2026.
- 4 new benches have been installed in the Village using an LEF grant.
- The Telephone Seed and Book Swap has been completely renovated by a new Village Resident.
- Project plans maintained with Volunteers taking on yet more planters.
- The Volunteers continue to work at the Bungalows supporting their IYN entry.
- Additional Christmas lighting and spring planting carried out.
- Sponsorship maintained and extended.

Planting is a year-round experience, with Autumn, Winter & Spring planting carried out and additional Christmas lights from sponsorship. Pictures are from Christmas and Spring 2026

.

Section A Horticulture

A1 – Overall Impression

- "Welcome to Great Eccleston" Beds greet residents and visitors from each end of the Village. These are complimented by our newly completed Friendship Circle and Bench which now sits in the middle of a wildflower meadow at the West End.
- New benches sit on Garstang Road and in a wooded area at the East end of the Village and near St Mary's School.
- The Pinfold Friendship garden continues to be maintained by the Volunteers as a peaceful heritage sanctuary. We were proud to receive the RHS North West Heritage award in 2025.
- The Square remains a focal point for planting. For 2026 the planting design of colourful perennials was created by one of the Volunteers. There has been a complete redesign of the square bus stop planters to ensure those using the bus are greeted by a colourful display.
- The planting continues through the Village to follow the frothy, perennial theme, past the herb beds outside the Health Centre and down to the planters at the East end of the Village.
- A short detour will take you to the recreation ground and our newly planted Miyawaki Forest thanks to Ian Wright and his team at Lancashire County Council and the children from St Mary's, residents and Volunteers.

A2 – Maintenance of Planted Areas

- The Volunteers meet at least every other week to maintain 90% of all planting and our work schedule is attached at appendix b. They can often be seen walking through the Village to the shops with snips in hand, checking as they go. 😊
- Nathan from MGMS is looking after the tiered planters and lamp post beds and hanging baskets, with increased weekly maintenance between 1st June and 30th September (previously it was fortnightly). He also carries out Autumn & Winter planting which is maintained by the Volunteers.
- The Wyre Beds (also at the Village entrances) are maintained by Gareth and his team from Wyre with co-ordination with the Volunteers
- We have self-watering barrels throughout the Village and we have a local watering contractor for weekly watering. In addition, some residents and businesses have taken responsibility for barrels near them.
- Other residents and businesses have also been asked to help by cards in the barrels & social media.
- In the recent hot weather, the volunteers and the watering contractor have used the WhatsApp Group to carry out additional watering in the evenings. The watering contractor has kindly donated this extra time.

A3 – Plant Selection

- Keen to increase the sustainable and pollinator-friendly planting, we have a Volunteer designed planting plan for the barrels and plant list which we have used throughout the Village.
- Theme was to provide colour with pollinator friendly perennials to make planting more sustainable.
- It has been a large investment in 2026, almost 600 plants have been purchased all from Craft Fair funds. We believe the investment is worth it, over 450 of them perennial or will reseed and in the coming years.
- Our planting budget will be much lower as we divide the perennials as they grow and use them in the larger beds.
- We chose to partner with Willowbridge Nurseries who took the order and grew the plants for us.
- Not all our chosen plants were available but lots of communication between us resulted in the right mix.
- Deliveries scheduled and planting arranged.

- Any perennials already in our barrels were either kept and the planting plan adjusted accordingly or they were reused elsewhere.

- We have planted native tree whips in our newly created Miyawaki Forest and wildflower plugs in our newly created wildflower meadow around the Friendship Circle.

A4 – Plant Quality

- Obtaining the majority of our plants from Willowbridge has given us a very consistent and good quality.
- Other plants have come from our local gardening/watering team of Green Machines
- Nathan at MGMS has provided his own plants.
- All planting has had feed and topped up with new compost where needed
- Regular dead heading to encourage new growth.
- We have noticed a slug problem on one side of the square so some of these plants are being replaced and we are considering using nematodes here.
- We have also overwintered some of our Begonias & Geraniums from last year and replanted those for a repeat bloom.

Here are some more examples of our 2026 work





Section B – Environment

B1 – Local Identity & Pride of Place

- Local identity starts at the Garstang Road entrances to the Village with business signs restored by one of the Volunteers. These raise money for In Bloom and have become so popular we are extending them.
- The Pinfold Friendship Garden is maintained as a quiet place of reflection with inspirational stones for visitors to take away.
- To retain the history in recent memory, an online historical guide has been created and information is also on the Parish Council website.
- We have been working on Information Boards in the Square for over a year but these are now expected to be completed September. These will consist of 6 spines -
    1. Grab a Bite
    2. Shop Local
    3. Join In
    4. Walk Local
    5. Days Gone By
    6. Local Landmarks
- Our historical Telephone Box has finished its transformation into a Seed & Garden Book Swap.
- The Parish Council have sited 4 new benches 3 along Garstang Road and 1 near St Mary's School.
- The surrounds for the Welcome Beds, Friendship Circle & Health Centre have all been treated this year by a Volunteer along with our wooden tribute bench and the purple benches have been repainted.

B2 – Natural Environment

- We have a new wildflower meadow surrounding the Friendship Circle with bird boxes in the trees.
- We have a new Miyawaki Forest planted this year with the help of LCC, Volunteers & St Mary's.
- The Pinfold and the Village Centre Garden have bird boxes and bug hotels.
- Our planting through the Village is pollinator friendly.
- Log piles in the Wyre Beds and Shady Bed.
- The pond renovated by residents of Thorne Meadows Development attracts a range of wildlife and featured in this year's IYN submission.
- Climate resilience projects

B3 – Environmental Management

- Volunteers created a large compost area in the Village Centre garden which we hope to be able to benefit from next year. Much of the composting throughout the Village is put there.
- There are compost bins at either end of the Village.
- All our planters and barrels are recycled plastic with water reservoirs to help us reduce waste & water volume.
- 2 water butts are in full use in the Village Centre Garden, along with a new water butt to come near our dryest Welcome Bed.
- The new benches are also recycled plastic.
- Plants are also recycled and reused.
- Companion planting to reduce chemical use.
- Peat Free compost has been used where possible, old compost has been re-fed and recycled to open beds.
- All the plants being moved have been looked after by a Volunteer before recycling them to their new more suitable homes.
- Wyre have used any large pruning as mulch on the beds they have tended.
- In Autumn the leaves from the grand oak tree in the VC were collected to make leaf mould.

Section C - Community

C1 – Year-Round Activity & Future Commitment

- Our Bed by Bed activity planner in appendix b keeps us on track alongside our WhatsApp Group.
- The Annual Craft Fair in November raised over £1000 and is used by the Volunteers and In Bloom Sub Committee to supplement funding from the Parish Council. This year to date over £600 has been used for compost, aggregate and planting.
- We have taken part in –
  - Annual Scarecrow Competition.
  - MacMillan Coffee Afternoon.
  - Cancer Research fund raising.
- The Volunteers continue to work at the Bungalows IYN, planting and maintaining the rose bed and drawers along with 3 of the barrels. They do lots and lots of weeding!
- Tree Planting and Wildflower planting with the Children from St Mary's
- Future projects and planning:
    - The activity planner will continue to evolve.
    - We hope to be able to split this years perennials to provide additional planting for the beds.
    - Completion of our bus stop information boards.
    - Creating a Village Wide Charity in conjunction with the Parish Council.
    - Developing the recreation ground further with the Miyawaki Forest.
    - Planning the next Craft Fair.
    - Autumn and Winter planting.
    - Summer 2027 planting and designing.
    - Learning from our experience and looking for improvements for 2026/27.
    - Getting back into the Village Centre Garden after change of use.
    - Involving the Northlands Care Home with plant pot painting and pebbles.

C2 – Communication, Education & Awareness

- Great Eccleston in Bloom Facebook page updating residents and visitors of progress plus updates on the Village Centre Facebook page.
- Facebook page is also home to gardening tips and trick and plant information.
- Great Eccleston in Bloom email established.
- Articles in inFocus.
- Watering appeal signs.
- Liaison with Great Eccleston Show on the Parish Council sponsored Best Kept Garden Competition.
- Practical education sessions with St Mary's Schools.
  - Tree planting on the Recreation Ground.
  - Wildflower plug planting around the Friendship Circle.
- Pebbles with herb names in the Health Centre Beds.
- Free gardening books available in our Seed & Book Swap.

C3 – Support & Funding

- We have 21 volunteers with a core of 13 Volunteers who regularly work for In Bloom for c3 hours a week.
- Additional fundraising is carried out annually via the Christmas Craft Fair, GEIB is also supported by the Parish Council.
- We have partnered with businesses and residents in the Village, see next page for full list of sponsors

- This year we have obtained an LEF Grant which helped us finish the Friendship Circle and replace 2 old benches in the Village and add 2 new ones.
- LCC have supplied over a 1000 tree whips to make our Miyawaki Forest
- St Mary's School helped plant these tree whips and also our wildflower plug plants in the new wildflower meadow.
- Our regular funding to the Parish Council was £2871 25/26 and we have a budget of £2450 for 25/27
- We engage with the community on a face to face basis to increase that.
- The November 2025 Christmas Craft Fair raised jus under £1000 and with monies not used from the 2024 Fair we started our 2026 planting with £1250 which is being used for all Volunteer planting, compost, aggregate and more without adding an additional burden on the Parish Council budget.
- We used the £1000 donation from Nisa in 2024 to complete the Friendship Circle and bench.
- We are grateful to all our sponsors; they have been very supportive.

Sponsors

Sponsorship Received From	Donated Items	Volunteers Gardening & Watering
A & D Parkinson + signwriting	Compost	Amanda Ackroyd
Artisan Fine Foods Delicatessen	Feed and water crystals	Pat Broadley
Andy Crook & Harry Martin	Paint	Trevor Browning
Bellamy's Fish Bar	Pebbles/Cobbles	Carol Clower
Ricks Barber Shop	Signwriting	Frank Croft
Deep Beauty Spa	Telephone box signage	Jackie Hudson
Farmers Arms	Telephone Box Books & Seeds	Tim Hudson
E.S. Williams	Tools, brushes & equipment	Tracey Jones
Great Eccleston Heath Centre	Labour for Friendship Circle	Cath McComish
Jaycee Newsagent & Post Office		Caroline Morley
John Rowe Architect		Amanda Morrison
Jos Jeffries Paving Designs		Brenda Nuttall
MMJs Ladies Fashion	**Volunteer Groups/Businesses**	Debbie Painter
Moons Funeral Directors	Bowling Club Members	Eddie Stevens
Northlands Care Home	Great Eccleston & District Garden Club	Pam Taylor
Pebby's Bakery	Village Centre Volunteers	Mark & Kathryn Terry
The Veg Garden	Residents of the Bungalows	Helen Thompson
The Black Bull		Debby Williams
The White Bull		Corinne Yates
Trinity Hospice Charity Shop	**Businesses Used**	Alan Yates
Wyre Council	Green Machines -Watering	Ian Wright LCC
	Lengthsman –Litter & Cleaning	
JB Groundworks donated time & machinery to create the Miyawaki Forest	Nathan Montgomery - Planting Cleveleys Landscapes – Friendship Circle & Bench	Cleveleys Landscapes, Green Machines and RB Builders have also donated time and/or planting
Great Eccleston Show	RB Builders	
North West Tractor Pulling Club		

- Special thanks to the Wyre Landscaping Team who have done another amazing job this year.

Appendices

a. Judging itinerary and route map

GEIB – Pam Taylor, Hugh Glover & Trevor Browning + Volunteers on route

1. **0930 Meet at West end**
    a. 0930 -0935 Introductions
2. **0935 – 0940 Shady Bed**
3. **0940 - 0950 West End Bed**
4. **0950 - 1015 Friendship Circle**
    a. 1015 – 1020 Walk to Pinfold Friendship Garden
5. **1020 - 1030 Pinfold Friendship Garden**
    a. 1030 - 1035 Walk to Village Square
6. **1035 - 1050 Walk round Village Square**
    a. 1050 – 1055 Walk to Health Centre Beds
7. **1055 -1105 Health Centre Beds**
    a. 1105 – 1110 Walk to Bungalows
8. **1110 - 1130 Bungalows (IYN)**
    a. 1130 - 1135 Walk to Raikes Road Welcome Bed
9. **1135 – 1145 Raikes Road Welcome Bed**
    a. 1145 - 1150 Drive to Recreation Ground
10. **1150 – 1210 Recreation Ground (Miyawaki Forest)**
    a. 1210 – 1215 Drive to Bowling club
11. **1215 – 1230 Bowling Club (IYN)**
    a. 1235 – 1240 Drive to Thorne Meadows
12. **1240 – 1255 Thorne Meadows (IYN)**
13. **1255 – 1300 Return to 1 West End**

Route Map

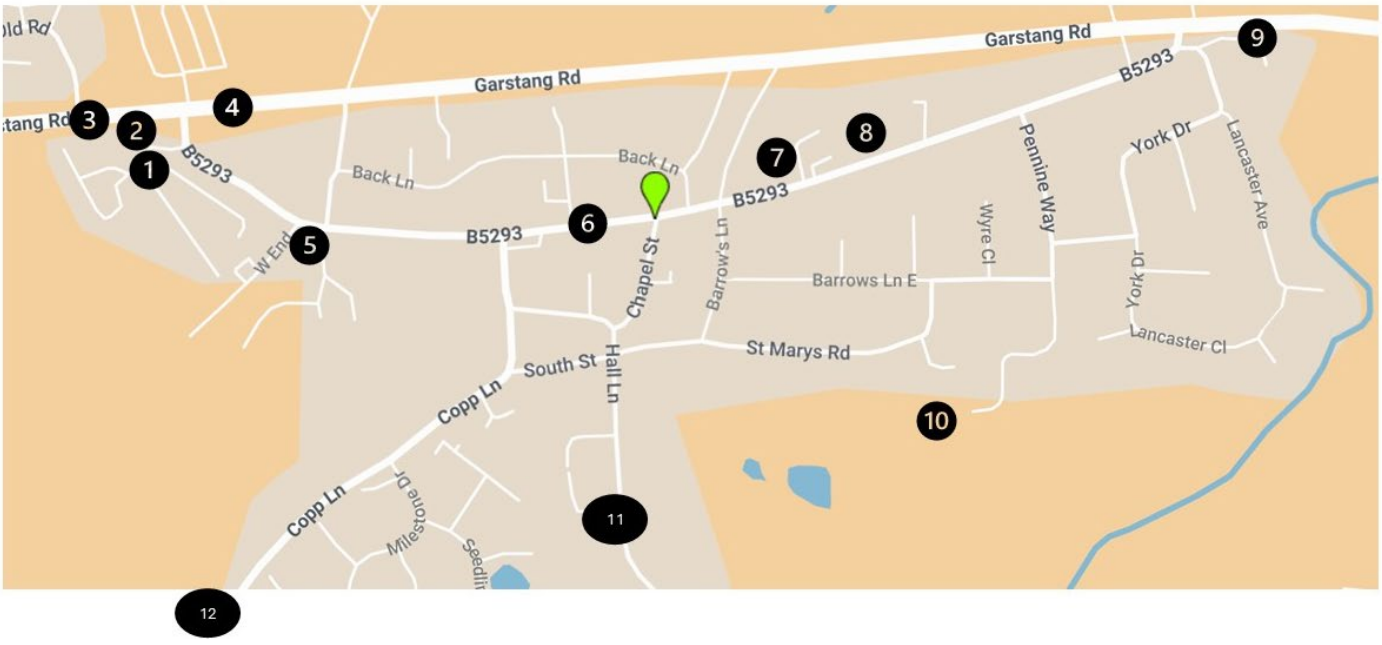

b. GEIB Bed by Bed Work Planner